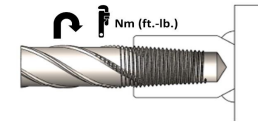
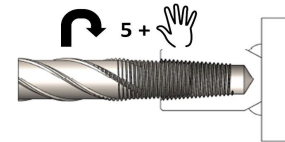




# Installation Instructions - Weldable Coupler (WC Series)



Imperial	Metric	Canada	Nm	ft.-lb
#4	12	10M	40	30
#5	16	15M	120	90
#6	20	20M	180	130
#7	22		220	160
#8	25	25M	270	200
#9	28	30M	270	200
#10	32		300	200
#11	36	35M	300	200
	38		350	200
	40		350	200
#14	43	45M	350	200
	50		350	200
#18	57	55M	350	200



## Warning:

All instructions must be completely followed to ensure proper and safe installation and performance.

The customer is responsible for: Conformance to all governing codes; The integrity of structures to which products are attached, including their capability of safely accepting the loads imposed as evaluated by a qualified engineer; Using appropriate industry standard hardware as noted

## Safety Instructions:

All governing codes and regulations and those required by the job site must be observed.

Always use appropriate safety equipment such as eye protection, hard hat and gloves as appropriate to the application

RHINO products shall be installed and used only as indicated in RHINO's product instruction sheets and training materials. Instruction sheets are available at [www.rhinoconnections.com](http://www.rhinoconnections.com) and from your RHINO customer service representative. Improper installation, misuse, misapplication or other failure to completely follow RHINO's instructions and warnings may cause product malfunction, property damage, serious bodily injury and death and/or void your warranty.